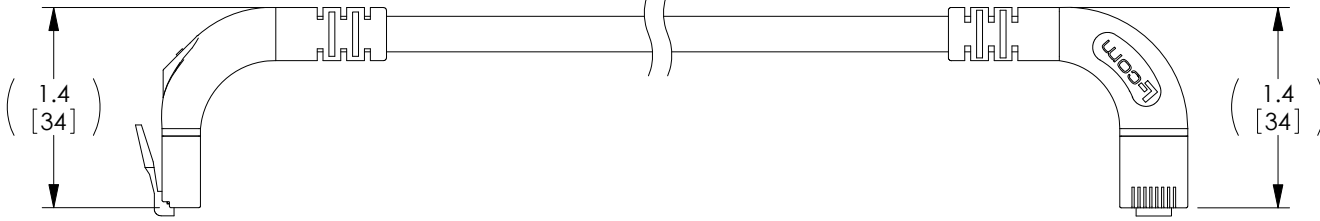
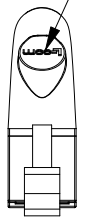


8 7 6 5 4 3 2 1

THE INFORMATION CONTAINED IN THIS DRAWING IS THE SOLE PROPERTY OF L-COM, INC. ANY REPRODUCTION IN PART OR WHOLE WITHOUT THE WRITTEN PERMISSION OF L-COM, INC. IS PROHIBITED.

REVISIONS			
REV	DESCRIPTION	DATE	APPROVED
A	INITIAL RELEASE	2/9/12	D.FRISIELLO
B	ECN6202: CHANGED BOOTS FROM "LSZH" TO "PE" AND PLUGS TO SHIELDED	6/11/12	D.DESJARDIN
C	ECN6553: UPDATED NOTES. CHANGED PE NOTE TO LSZH	1/14/13	D.DESJARDIN
D	ECN 7667: REMOVE CHANNEL RATING NOTE AND ALL LENGTHS OVER 30 FT	12/1/14	D.FRISIELLO

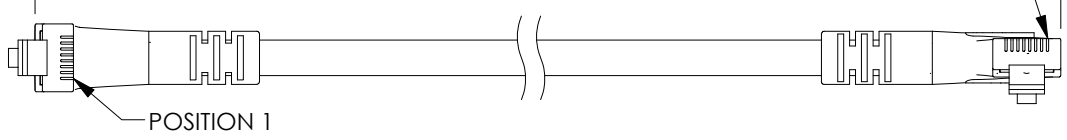
L-COM LOGO ONE SIDE



LENGTH  
SEE SHEET 2

POSITION 1

P1  
SHIELDED RJ45 MODULAR PLUG  
GOLD PLATED CONTACTS  
(8P8C)



P2  
SHIELDED RJ45 MODULAR PLUG  
GOLD PLATED CONTACTS  
(8P8C)

POSITION 1

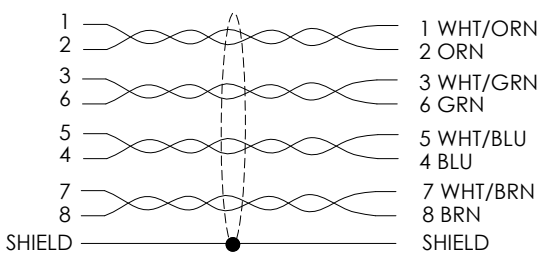
RIGHT ANGLE MOLDED BOOT  
LSZH, COLOR: BLACK

RIGHT ANGLE MOLDED BOOT  
LSZH, COLOR: BLACK

L-COM LOGO  
BOTH SIDES

FOUR SHIELDED TWISTED PAIRS, CATEGORY 5E  
26 AWG STRANDED COPPER  
ALUMINUM/POLYESTER SHIELDING AND DRAIN WIRE  
LOW SMOKE ZERO HALOGEN JACKET  
SEE SHEET 2 FOR COLOR

P1 WIRING MAP P2



**NOTES:**

1. PLUG CONFORMS TO TIA-1096
2. CABLE ASSEMBLY SHALL BE TESTED FOR CONTINUITY.
3. CABLE ASSEMBLY SHALL BE INDIVIDUALLY PACKAGED IN ACCORDANCE WITH L-COM SPECIFICATION PS-0031.

**REGULATORY COMPLIANCE:**  
CE2011/65/EU(RoHS DIRECTIVE)

UNLESS OTHERWISE SPECIFIED, DIMENSIONS ARE IN INCHES [mm] OVERALL CABLE LENGTH TOLERANCE: ≤12 [305] = +1 [25] / -0 >12 [305] ≤60 [1524] = +2 [51] / -0 >60 [1524] ≤120 [3048] = +4 [102] / -0 >120 [3048] ≤300 [7620] = +6 [152] / -0 >300 [7620] = +5% / -0%	APPROVALS	DATE		45 BEECHWOOD DRIVE NORTH ANDOVER, MA 01845
	DRAWN BY D.FRISIELLO	2/3/12		CATEGORY
ALL OTHER DIMENSIONAL TOLERANCES: .X = ±.2 [5.08] .XX = ±.02 [1.51] .XXX = ±.005 [1.13]	CHECKED BY J.RUST	2/3/12	PRODUCT DESCRIPTION	
	APPROVED BY D. GALLAGHER	2/3/12	C5E LSZH FTP RGT-UP	
PROJECTION	CONFIGURATION DETAILS OF UNDIMENSIONED FEATURES MAY VARY	COLOR VARIATIONS MAY OCCUR	SIZE <b>A</b>	FSCM NO. <b>43321</b>
			DWG. NO. TRD815SZRA12	REV. <b>D</b>
			SCALE: NONE	CAD FILE: TRD815SZRA12.SLDDRW
				SHEET 1 OF 2

THE INFORMATION CONTAINED IN THIS DRAWING IS THE SOLE PROPERTY OF L-COM, INC. ANY REPRODUCTION IN PART OR WHOLE WITHOUT THE WRITTEN PERMISSION OF L-COM, INC. IS PROHIBITED.



PART NUMBER	COLOR	LENGTH FEET [METERS]	PART NUMBER	COLOR	LENGTH FEET [METERS]	PART NUMBER	COLOR	LENGTH FEET [METERS]
TRD815SZRA12BLK-1	BLACK	1.0 [0.30]	TRD815SZRA12RD-1	RED	1.0 [0.30]	TRD815SZRA12GRY-1	GRAY	1.0 [0.30]
TRD815SZRA12BLK-2	BLACK	2.0 [0.61]	TRD815SZRA12RD-2	RED	2.0 [0.61]	TRD815SZRA12GRY-2	GRAY	2.0 [0.61]
TRD815SZRA12BLK-3	BLACK	3.0 [0.91]	TRD815SZRA12RD-3	RED	3.0 [0.91]	TRD815SZRA12GRY-3	GRAY	3.0 [0.91]
TRD815SZRA12BLK-5	BLACK	5.0 [1.52]	TRD815SZRA12RD-5	RED	5.0 [1.52]	TRD815SZRA12GRY-5	GRAY	5.0 [1.52]
TRD815SZRA12BLK-7	BLACK	7.0 [2.13]	TRD815SZRA12RD-7	RED	7.0 [2.13]	TRD815SZRA12GRY-7	GRAY	7.0 [2.13]
TRD815SZRA12BLK-10	BLACK	10.0 [3.05]	TRD815SZRA12RD-10	RED	10.0 [3.05]	TRD815SZRA12GRY-10	GRAY	10.0 [3.05]
TRD815SZRA12BLK-15	BLACK	15.0 [4.57]	TRD815SZRA12RD-15	RED	15.0 [4.57]	TRD815SZRA12GRY-15	GRAY	15.0 [4.57]
TRD815SZRA12BLK-20	BLACK	20.0 [6.10]	TRD815SZRA12RD-20	RED	20.0 [6.10]	TRD815SZRA12GRY-20	GRAY	20.0 [6.10]
TRD815SZRA12BLK-25	BLACK	25.0 [7.62]	TRD815SZRA12RD-25	RED	25.0 [7.62]	TRD815SZRA12GRY-25	GRAY	25.0 [7.62]
TRD815SZRA12BLK-30	BLACK	30.0 [9.14]	TRD815SZRA12RD-30	RED	30.0 [9.14]	TRD815SZRA12GRY-30	GRAY	30.0 [9.14]

**L-com** Global Connectivity 45 BEECHWOOD DRIVE  
NORTH ANDOVER, MA 01845

CATEGORY TELECOM/MODULAR

PRODUCT DESCRIPTION C5E LSZ FTP RGT-UP

SIZE <b>A</b>	FSCM NO. <b>43321</b>	DWG. NO. TRD815SZRA12	REV. <b>D</b>
------------------	--------------------------	--------------------------	------------------

SCALE: NONE | CAD FILE: TRD815SZRA12.SLDDRW | SHEET 2 OF 2